






# After three years on the job

Below are key readings for the five most recent presidents as each entered his fourth year in office.

|   | Carter  | Reagan  | G.H.W. Bush   | Clinton   | G.W. Bush   |
|---|---|---|---|---|---|
|   |  |  |  |  |  |
| <b>Approval rating</b>  | 56%<br>Jan. 2, 1980   | 52<br>Jan. 15, 1984   | 46<br>Jan. 3, 1992  | 46<br>Jan. 16 1996  | 53<br>Jan. 16, 2004   |
| <b>Unemployment rate</b><br>(figures are not seasonally adjusted)   | 6.9%<br>Jan. 1980   | 8.8<br>Jan. 1984  | 8.1<br>Jan. 1992  | 6.3<br>Jan. 1996  | 5.7<br>Jan. 2004  |
| <b>Deficit</b><br>(in billions, in current dollars)   | \$73.8<br>1980  | 185.4<br>1984   | 290.4<br>1992   | 107.5<br>1996   | 307.4*<br>2004  |
| <p>*Estimated<br/>Sources: US Bureau of Labor Statistics, CO "Guide to the Presidency," Gallup, Office of Management and Budget</p> |   |   |   |   |   |

ADAM WEISKIND - STAFF